

Section: UTMB On-line Documentation Subject: Infection Control & Healthcare Epidemiology Policies and Procedures Topic: 01.05.06 – Cleaning, Disinfection and Storage of Noncritical Patient Care Equipment	01.05.06 - Policy 6.14.2024, 8.21.24 - Revised 1981- Author
--	--

01.05.06 - Cleaning, Disinfection and Storage of Noncritical Patient Care Equipment

Purpose	To provide clean equipment for patient care. To define the responsibility for cleaning, disinfecting, and storage of noncritical patient care equipment. Spaulding classification system will be used to identify the cleaning and reprocessing of the reusable medical devices referred to as non-critical items within this policy. Spaulding classification categories are “critical, “semi-critical,” and “noncritical.”
Audience	All those in the UTMB Health System who clean, disinfect, or use noncritical patient care equipment
Policy	All patient care devices and other items will be cleaned, reprocessed, and stored according to these policies.
General Principles	<ul style="list-style-type: none"> • Non-critical Items are medical devices that come in contact with intact skin, but not mucous membranes only need cleaning or low-level disinfection. • Disinfection is a process that eliminates pathogenic microorganisms on inanimate objects with the exception of bacterial spores. EPA-registered disinfections will be used for noncritical devices and equipment according to directions on the product labeling, including, but not limited to indication, specified use-dilution, contact time, and method of application. • The space designated for storage of clean mobile equipment may vary within the building, unit, or department. Some equipment is stored on the unit and/or in a clinical department and while other shared equipment is returned to the responsible department for cleaning and storage. The guiding principle is that clean equipment will be managed so that staff in the area can readily distinguish clean equipment ready for patient use from equipment that has not been cleaned. • Clean equipment is stored separately from used equipment, either in a clean utility room or in a designated area (e.g., alcove) in the patient care unit. Designated areas may have signage indicating that only clean equipment is to be stored there. • If a clean equipment room is available, only clean, patient-ready equipment may be placed in that room. • If a clean equipment room or designated area is not available, clean equipment may be identified by a “bag or tag” method or by use of linens (stretchers). • For equipment used in the care of a patient in Extended Contact Precautions and Extremely Drug-Resistant (XDRO) Precautions: Equipment will be disinfected with a 1:10 bleach solution (pre-diluted Clorox) which is left on for 5 minutes and is followed by another application of bleach solution that is left on for 5 minutes. See policy 01.43 Prevention and Control of <i>Clostridioides difficile</i> and policy 01.22 Control of Multi-Drug Resistant Organisms (MDRO) for details. Note: <i>Chlorine bleach is considered an intermediate-level disinfectant</i>
Acceptable	<ul style="list-style-type: none"> • Manufacturer’s instructions for use (MFG IFU) must be followed when selecting

Section: UTMB On-line Documentation Subject: Infection Control & Healthcare Epidemiology Policies and Procedures Topic: 01.05.06 – Cleaning, Disinfection and Storage of Noncritical Patient Care Equipment	01.05.06 - Policy 6.14.2024, 8.21.24 - Revised 1981- Author
--	--

Disinfectants

a cleaning or disinfection method for noncritical equipment.

- Disinfectants must be approved by Healthcare Epidemiology and approved by the EPA as a hospital-grade disinfectant.
- EPA-registered disinfectants require a dwell (contact) time as prescribed by the product label from the manufacturer including, not limited to, indications, specified-use dilution, contact time and method of application.

Specifics:

Master Cleaning Guide-see Appendix

References

1. Centers for Disease Control Guideline for Disinfection and Sterilization in Healthcare Facilities, 2008
2. Centers for Disease Control Guide to Infection Prevention for Outpatient Settings Version 2.2 - November 2015











Section: UTMB On-line Documentation	01.05.06 - Policy
Subject: Infection Control & Healthcare Epidemiology Policies and Procedures	6.14.2024, 8.21.24 - Revised
Topic: 01.05.06 – Cleaning, Disinfection and Storage of Noncritical Patient Care Equipment	1981- Author

Appendix

Section: UTMB On-line Documentation	01.05.06 - Policy
Subject: Infection Control & Healthcare Epidemiology Policies and Procedures	6.14.2024, 8.21.24 - Revised
Topic: 01.05.06 – Cleaning, Disinfection and Storage of Noncritical Patient Care Equipment	1981- Author

UTMB Health Cleaning Guideline

Check manufacturer’s instructions for use (IFUs) to ensure product compatibility.
Know your cleaning products wet time that is located on the product.

<p>*General Cleaning: cleaning of surfaces including, but not limited to countertops, workspace areas, IV poles, supply carts, bedside commodes, bed extenders, cots, Maximode lift, fans, med station (Pyxis), monitor boxes with cords (EKG, BP, Pulse ox), rapid infuser, breast pumps, code carts, blanket warmer, clothes/dryer (outside), furnishings (non-ICU patient rooms), Blanket (NICU), Biliilights (NICU)</p>					
 *PDI Super Sani Cloth Wet Time: 2 min	 *PDI Sani Cloth Bleach Wet Time: 4 min	 *PDI Prime Wipes Wet Time: 1 min	 PDI Sani Cloth Plus Wet Time: 3 min	 PDI Sani-Cloth AF3 (Grey) Wet Time: 3 min	 PDI Easy Screen/Alcohol Wipes Wet Time: >1 min
 *Cavi 1 Wipes Wet Time: 1 min	 Cavicide Wipes Wet Time: 3 min	 *Clorox Bleach Germicidal Wipes Wet Time: 3 min	 Pre-diluted Clorox (1:10 bleach solution) Wet Time: 5 min		
<p>Specialty Equipment: Equipment not listed under general cleaning may require special cleaning wipes other than those used for general cleaning. Please check the <i>manufacturer's instruction for use</i> of both the equipment and disinfectant wipes.</p>					
Equipment	Cleaner/Disinfectant after every use	Wet Time			
Baxter (Sigma) IV Pumps	Clorox Bleach Wipes, PDI Sanicloth Bleach, PDI Super Sani Cloth (purple lid)	Clorox Bleach Wipes: 3 min PDI Sani-Cloth Bleach: 4 min PDI Super Sani: 2 min			
Accu-Check: Glucometer	Clorox Bleach Wipes, PDI Super Sani Cloth (purple)	Clorox Bleach Wipes: 3 min PDI Super Sani: 2 min			
Bladder Scanner: Verathon Prime & BVI 9400 Dopplers	PDI Super Sani Cloth (purple lid) CaviWipes	PDI Super Sani: 2 min CaviWipes: 3 min			
Glidescope	PDI Super Sani Cloth (purple lid) PDI Sani-Cloth Bleach PDI Sani-Cloth AF3 (Grey lid) Cavi-1 Wipes	PDI Super Sani: 2 min PDI Sani-Cloth Bleach: 4 min PDI AF3 (Grey)-3 minutes Cavi-1 Wipes-1 min			
Site-Rite 8 Probe	PDI Super Sani Cloth (Purple lid) CaviWipes Cavi-1 Wipes Clorox Bleach Wipes	PDI Super Sani: 2 min CaviWipes: 3 min Cavi-1 Wipes: 1 min Clorox Bleach: 3 min			
Vital Signs Machine: Philips Capsule	ALL- Alcohol Wipes/Spray (70%)- Spray on cloth to clean Alcohol Wipes/Spray PDI Super Sani Cloth (Purple lid) PDI Sani Cloth Plus (Red lid) Clorox Bleach Wipes Cavicide	Alcohol Wipe/Spray: 1 minute PDI Super Sani: 2 min PDI Sani Cloth Plus: 3 minutes Clorox Bleach Wipes: 3 min Cavicide: 3 minutes			
Ultrasound Probes/Machines- check IFU	PDI Sani Cloth Plus (Red lid) PDI Sani-Cloth AF3 (Grey lid)	PDI Sani Cloth Plus -3 min PDI Sani-Cloth AF3 -3 min			
Toys (Refer to 01.36 - Toys, Dolls, and Teaching Aids for more detail)	Alcohol Wipes/Spray (70%)- Spray alcohol on cloth to clean	Alcohol Wipe/Spray: 1 minute			